

PRESSURE RELIEF VALVE - CAVITY PLUG

TYPE VS-30

VALVOLA LIM. DI PRESSIONE - TAPPO SOST.

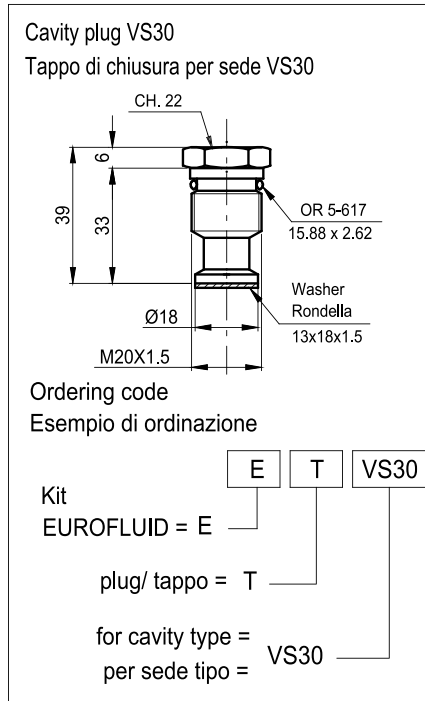
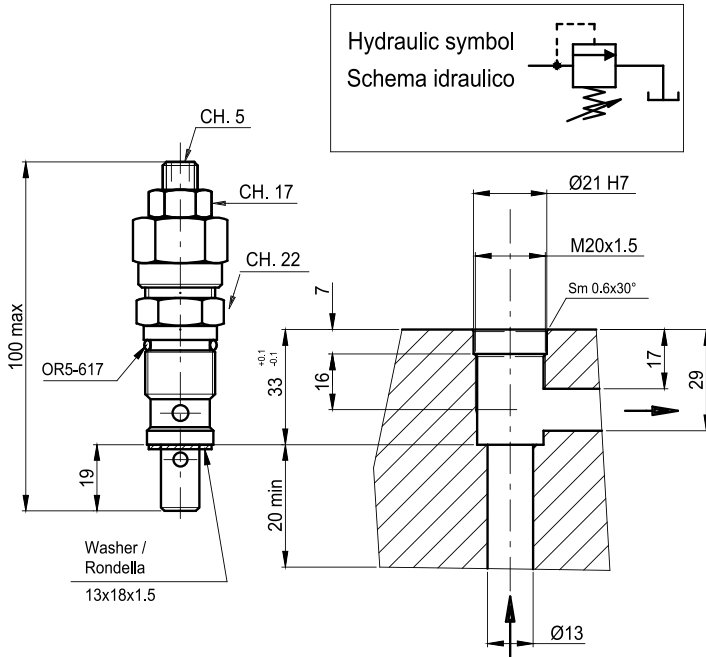
TIPO VS-30



50

Pressure relief valve type : VS-30

Valvola limitatrice di pressione tipo : VS-30

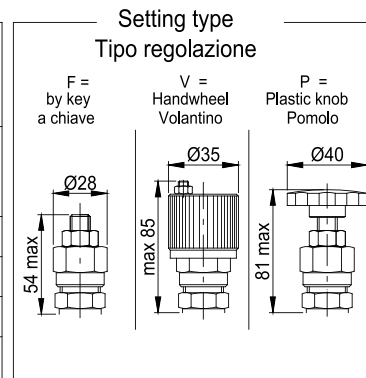


Ordering code / Esempio di ordinazione: VS-30 - * *

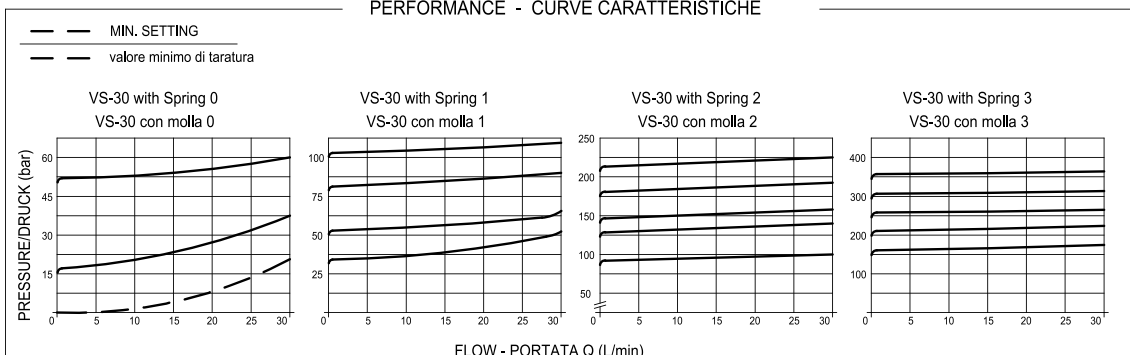
Pressure relief valve type:
Valvola lim. di pressione tipo:

| Characteristics Caratteristiche | |
|--|----------|
| Max. pressure Press. max di esercizio | 350 bar |
| Max. flow/Portata max | 30 l/min |
| weight/Peso | 0,17 Kg |

| N° | color colore | Spring type/Tipo molla | | |
|----|-----------------|------------------------------------|--|------------------------------|
| | | Setting range campo di taratura | Increase of pressure incremento pressione | standard setting taratura |
| | | min-max (bar) | bar/turn of screw bar/giro vite | Q=5 l/min (bar) |
| 0 | black/nero | 5-50 | 12 | 50 |
| 1 | blue/blu | 30-100 | 24 | 100 |
| 2 | green/verde | 50-210 | 47 | 200 |
| 3 | yellow/giallo | 100-350 | 82 | 350 |



PERFORMANCE - CURVE CARATTERISTICHE



PRESSURE RELIEF VALVE - CAVITY PLUG
VALVOLA LIM. DI PRESSIONE - TAPPO SOST.